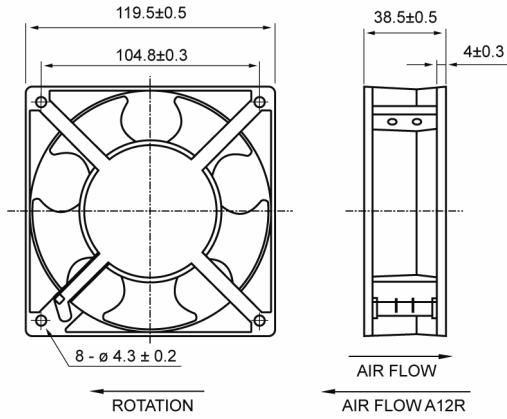
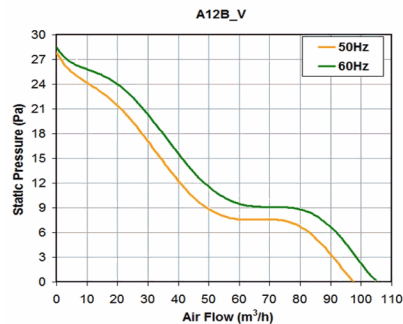
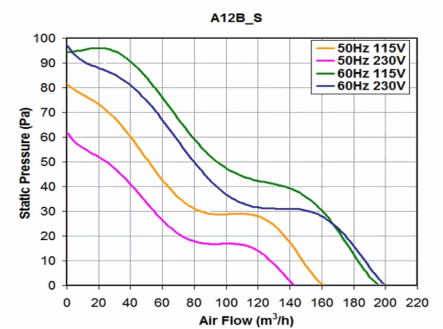
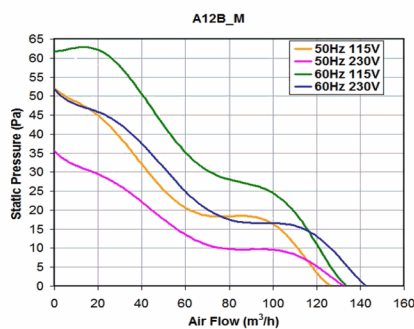
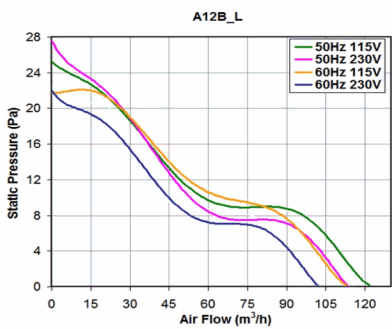
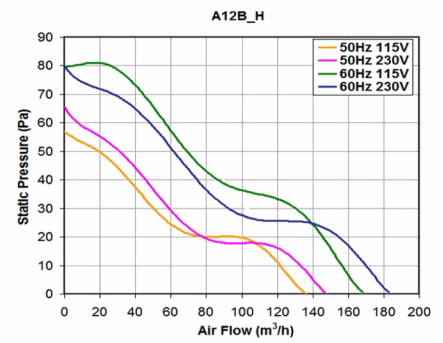
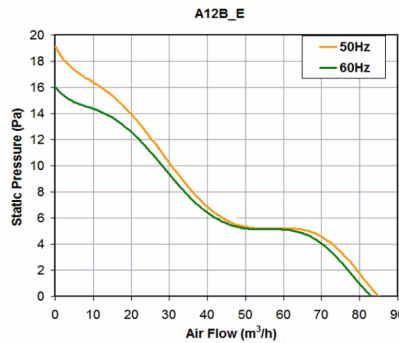
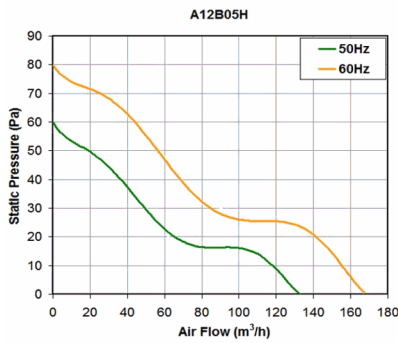


"A12BW" SERIES COSTECH FANS

Description: **Axial fan a.c. 120X120x38mm**



- Casing material:** Die-casting aluminium painted black
- Impeller material:** Black thermoplastic UL 94V-0
- Protection degree:** IP20, according to EN 60529 standard
- Insulation class:** A
- Fixing system:** by No 4 M4 screws
- Motor protection:** Impedance
- Storage temperature:** from -40°C to +70°C
- Rated temperature range:** from -10°C to +60°C
- Lifetime L10 at 40°C:** 30.000 h
- Electrical connection:** bronze flat terminals (3x0.5 mm)
- Approvals:** UL E223195; VDE 40009963
- Weight:** 0.550 kg



All specifications, data and drawing are subject to change without notice and are approximate. Please refer to our terms of sales including our warranty and limited liabilities clauses.

Model	Bearing	Voltage	Frequency	Rated Current	Rated Power	Max Air Flow**	Static Pressure	Noise	RPM	Approvals
		(V)	(Hz)	(A)	(W)	(m3/h)	(Pa)	[db(A)]	(rpm)	
A12B12HTBW00	Ball	115 V a.c.	50/60	0.210/0.180	20/18	136/168	57/80	46.0/49.0	2,750/3,050	CE; cURus; VDE
A12B12HTSW00	Sleeve	115 V a.c.	50/60	0.210/0.180	20/18	136/168	57/80	46.0/49.0	2,750/3,050	CE; cURus; VDE
A12B12LTBW00	Ball	115 V a.c.	50/60	0.120/0.130	11/11	122/113	25/22	42.0/40.0	2,300/2,100	CE; cURus; VDE
A12B12LTSW00	Sleeve	115 V a.c.	50/60	0.120/0.130	11/11	122/113	25/22	42.0/40.0	2,300/2,100	CE; cURus; VDE
A12B12MTBW00	Ball	115 V a.c.	50/60	0.170/0.160	16/15	126/133	52/62	44.0/46.0	2,500/2,700	CE; cURus; VDE
A12B12MTSW00	Sleeve	115 V a.c.	50/60	0.170/0.160	16/15	126/133	52/62	44.0/46.0	2,500/2,700	CE; cURus; VDE
A12B12STBW00	Ball	115 V a.c.	50/60	0.260/0.240	22/20	161/195	82/95	45.0/50.0	2,700/3,100	CE; cURus; VDE
A12B12STSW00	Sleeve	115 V a.c.	50/60	0.260/0.240	22/23.8	161/195	82/95	45.0/50.0	2,700/3,100	CE; cURus; VDE
A12B23ETBW00	Ball	230 V a.c.	50/60	0.035/0.035	6.5/6.0	85/83	19/16	29.0/28.0	1,500/1,450	CE; VDE
A12B23ETSW00	Sleeve	230 V a.c.	50/60	0.035/0.035	6.5/6.0	85/83	19/16	29.0/28.0	1,500/1,450	CE; VDE
A12B23HTBW00	Ball	230 V a.c.	50/60	0.130/0.110	20/19	148/182	65/80	46.0/49.0	2,750/3,050	CE; cURus; VDE
A12B23HTSW00	Sleeve	230 V a.c.	50/60	0.130/0.110	20/19	148/182	65/80	46.0/49.0	2,750/3,050	CE; cURus; VDE
A12B23LTBW00	Ball	230 V a.c.	50/60	0.050/0.060	11/10	114/102	27/22	43.0/42.0	2,200/1,800	CE; cURus; VDE
A12B23LTSW00	Sleeve	230 V a.c.	50/60	0.050/0.060	11/10	114/102	27/22	43.0/42.0	2,200/1,800	CE; cURus; VDE
A12B23MTBW00	Ball	230 V a.c.	50/60	0.090/0.080	16/15	133/143	35/52	43.0/45.0	2,400/2,600	CE; cURus; VDE
A12B23MTSW00	Sleeve	230 V a.c.	50/60	0.090/0.080	16/15	133/143	35/52	43.0/45.0	2,400/2,600	CE; cURus; VDE
A12B23STBW00	Ball	230 V a.c.	50/60	0.140/0.120	22/21	143/199	62/97	48.0/50.0	2,700/3,100	CE; cURus; VDE
A12B23STSW00	Sleeve	230 V a.c.	50/60	0.140/0.120	22/21	143/199	62/97	48.0/50.0	2,700/3,100	CE; cURus; VDE
A12B23VTBW00	Ball	230 V a.c.	50/60	0.050/0.050	10/10	98/105	28/28	34.0/35.0	1,800/1,900	CE; VDE
A12B05HTBW00	Ball	24 V a.c.	50/60	0.80/0.77	14/14	154/165	62/77	46.0/49.0	2,650/2,850	CE
A12B05HTSW00	Sleeve	24 V a.c.	50/60	0.75/0.73	13.2/13.2	147/142	55/50	46.0/45.0	2,530/2,430	CE

data with uncertainty of 15%